

**FCC Warning:**

This device complies with Part 15 of the FCC Rules. Operation is subject to the following two conditions: (1) This device may not cause harmful interference, and (2) this device must accept any interference received, including interference that may cause undesired operation. Any Changes or modifications not expressly approved by the party responsible for compliance could void the user's authority to operate the equipment.



Grandstream Networks, Inc.

126 Brookline Ave, 3rd Floor  
Boston, MA 02215. USA  
Tel : +1 (617) 566 - 9300  
Fax: +1 (617) 249 - 1987  
[www.grandstream.com](http://www.grandstream.com)



FCC ID: YZZDP730

For Warranty and RMA information, please visit  
[www.grandstream.com](http://www.grandstream.com)



## DP730

### DECT Cordless HD Handset

Quick Installation Guide

## **Content**

---

English.....	1
Español.....	5
Français.....	9
Deutsch.....	13
Italiano.....	17
Русскй.....	21
Português.....	25
Polski.....	29

The DP730 is not pre-configured to support or make emergency calls to any type of hospital, law enforcement agency, medical care unit ("Emergency Service(s)") or any other kind of Emergency Service. You must make additional arrangements to access Emergency Services. It is your responsibility to purchase SIP-compliant Internet telephone service, properly configure the DP730 to use that service, and periodically test your configuration to confirm that it works as you expect. It is also your responsibility to purchase traditional wireless or land-line telephone services to access Emergency Services.

GRANDSTREAM DOES NOT PROVIDE CONNECTIONS TO EMERGENCY SERVICES VIA THE DP730. NEITHER GRANDSTREAM NOR ITS OFFICES, EMPLOYEES OR AFFILIATES MAY BE HELD LIABLE FOR ANY CLAIM, DAMAGE, OR LOSS, AND YOU HEREBY WAIVE ANY AND ALL SUCH CLAIMS OR CAUSES OF ACTION ARISING FROM OR RELATING TO YOUR INABILITY TO USE THE DP730 TO CONTACT EMERGENCY SERVICES, AND YOUR FAILURE TO MAKE ADDITIONAL ARRANGEMENTS TO ACCESS EMERGENCY SERVICES IN ACCORDANCE WITH THE IMMEDIATELY PRECEDING PARAGRAPH.


## PRECAUTIONS

- Do not attempt to open, disassemble, or modify the device.
- Do not use a third party power adapter.
- Do not expose the device to temperatures outside the range of -10 °C to 50 °C (14 °F to 122 °F) in operation, 0 °C to 45°C (32 °F to 113 °F) in charging and -20 °C to 60 °C (-4 °F to 140 °F) in storage.
- Do not expose the DP730 at environments outside of the humidity range of 10-90% RH (non-condensing).

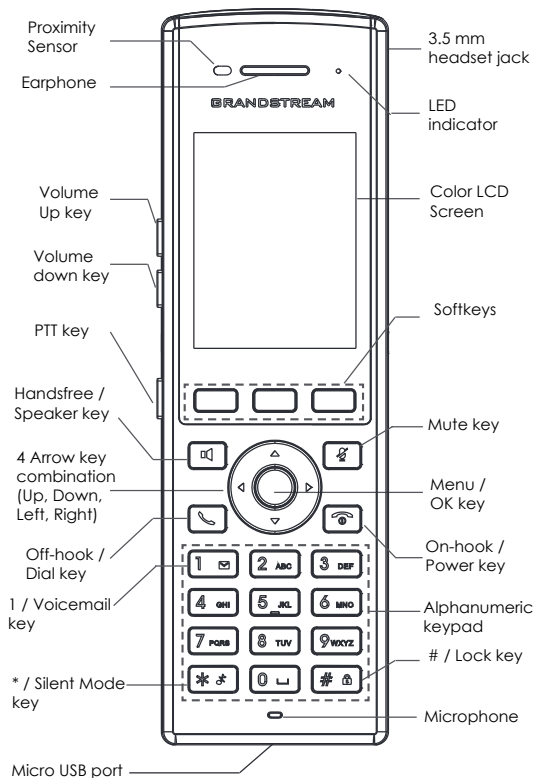
## OVERVIEW

The DP730 is a DECT cordless IP phone that allows users to mobilize their VoIP network throughout any business, warehouse, retail store and residential environment. It is supported by Grandstream's DP750 and DP752 DECT VoIP base stations and delivers a combination of mobility and top-notch telephony performance. Up to five DP730 handsets are supported on each base station while each DP730 supports a range of up to 400 meters outdoors and 50 meters indoors from the base station. It touts a suite of robust telephony features including support for up to 10 SIP accounts per handset, full HD audio, a 3.5mm headset jack, push-to-talk, a speakerphone and more. When paired with Grandstream's DECT Base Stations, the DP730 offers a powerful cordless DECT solution for any business or residential user.

## DP730 PACKAGE CONTENTS



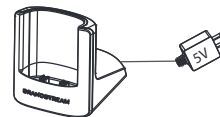
## DP730 HANDSET DESCRIPTION



## SETTING UP DP730

### Charging Station

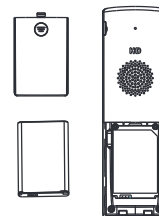
Plug the power adapter into a power source socket to start using the charging station.



### Handset:

- Open the battery cover.
- Insert Li-ion battery with the electrodes in the bottom left corner.
- Close the battery cover.

**Note:** Please charge the battery fully before using the handset for the first time.



## SUBSCRIBE DP730 HANDSET TO DP750/DP752 BASE STATION

### 1. Open Subscription

- Access DP750/DP752 Web GUI and press subscribe button.
- Or, Press Subscribe/Page button on DP750/DP752 base station.



### 2. Handset Registration

1. Access to DP730 menu → Registration → Register.
2. Select "Base 1" and press "Subscribe" softkey.
3. DP730 will search for nearby base stations and will display RFPI code and base station name of the discovered DP750/DP752.
4. Press "Subscribe" to pair with displayed DP750/DP752.

Refer to online documents and FAQ for more detailed information:  
<http://www.grandstream.com/our-products>